


# SpaceWalk 5L

## Auto Incline Smart Walking Pad Treadmill User Guide



Activate UREVO App Now  
For Longer Warranty &  
Smart Features Access

US  
Model: URTM054



## 24-MONTH WARRANTY!

You'll receive a 24-month warranty and lifetime customer service after activation. This warranty applies only to eligible purchases from UREVO authorized distributors. For more details, visit [urevo.com/warranty](http://urevo.com/warranty).

### Customer Service

Email:

- **US:** [services@urevo.com](mailto:services@urevo.com)
- **EU:** [service\\_eu@urevo.com](mailto:service_eu@urevo.com) (Response within 24 hours)

US Support Hotline: (1)844-988-2473

**Hours of Operation:** Mon-Fri, 7 AM - 6 PM PST  
Sat-Sun, 7 AM - 11 AM, 12 PM - 4 PM PST

### IMPORTANT: Read all instructions carefully before using this product.

The specifications of this product may vary from this photo, subject to change without notice.

Please refer to the detailed manual on the **UREVO App**.  
Scan the QR code on the device to view the detailed manual.

For more content, please visit : [urevo.com](http://urevo.com)

**Manufacturer: Shenzhen Yile Dynamic Technology Co., LTD.**  
Address: 1205-1206, Tianliao Building, Tangchang Road, TanglangCommunity,  
Taoyuan Street, Nanshan District, Shenzhen, China  
Version:1.0



## UREVO APP

**Scan Now For The UREVO APP**  
**Unlock More Exciting New Features And Fitness Modes!**

### App Connection Steps:

Turn on Bluetooth (Phone).

Open the UREVO APP and follow the on-screen instructions to add your device.

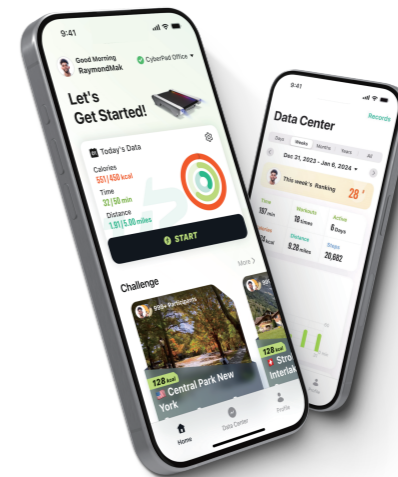
Bluetooth connectivity walking treadmill to your device:

- Connected: solid light
- Searching or failed connection: flashing
- Updating: quick flashing



Activate UREVO App Now  
For Longer Warranty &  
Smart Features Access

The UREVO APP provides the following services:



- **Smart Control:** Customize Exercise Goals.
- **Precise Data Tracking:** Accelerate Your Progress Toward Fitness Goals.
- Enjoy **Immersive, Real-Scene** Exercise Experiences.
- **Abundant** Exercise Content.

# SAFETY INSTRUCTION

## DANGER - To reduce the risk of electric shock:

Always unplug this appliance from the electrical outlet immediately after using and before cleaning.

## WARNING - To reduce the risk of burns, fire, electric shock, or injury to persons:

1. An appliance should never be left unattended when plugged in. Unplug from outlet when not in use, and before putting on or taking off parts.
2. Do not operate under blanket or pillow. Excessive heating can occur and cause fire, electric shock, or injury to persons.
3. Close supervision is necessary when this appliance is used by, on, or near children, invalids, or disabled persons.
4. Use this appliance only for its intended use as described in this manual. Do not use attachments not recommended by the manufacturer.
5. Never operate this appliance if it has a damaged cord or plug, if it is not working properly, if it has been dropped or damaged, or dropped into water. Return the appliance to a service center for examination and repair.
6. Do not carry this appliance by supply cord or use cord as a handle.
7. Keep the cord away from heated surfaces.
8. Never operate the appliance with the air openings blocked. Keep the air openings free of lint, hair, and the like.
9. Never drop or insert any object into any opening.
10. Do not use outdoors.
11. Do not operate where aerosol (spray) products are being used or where oxygen is being administered.
12. Caution - To reduce the risk of injury from moving parts - Unplug before servicing.
13. Warning - To reduce the risk of electric shock - Unplug before cleaning or servicing.
14. Warning - Risk of personal injury - Keep children under the age of 13 away from walking treadmill.
15. Risk of injury to Persons - To Avoid injury, use extreme caution when stepping onto or off of a moving belt. Read Instruction Manual Before Using.
16. To disconnect, turn all controls to the off position, then remove plug from outlet.
17. Connect this appliance to a properly outlet only. See grounding instructions.
18. This appliance is not intended for use by persons with reduced physical, sensory or mental capabilities, or lack of experience and knowledge, unless they have been given supervision or instruction concerning use of the appliance by a person responsible for their safety. Keep children under the age of 13 away from this walking treadmill.
19. **The maximum weight capacity for this product is 300 lbs/136kg. DO NOT EXCEED MAXIMUM WEIGHT CAPACITY.**

## SAVE THESE INSTRUCTIONS

### GROUNDING INSTRUCTIONS:

This product must be grounded. If it should malfunction or breakdown, grounding provides a path of least resistance for electric current to reduce the risk of electric and a grounding plug. The plug must be plugged into an appropriate outlet that is properly installed and grounded in accordance with all local codes and ordinances.

DANGER - Improper connection of the equipment-grounding conductor can result in a risk of electric shock. Check with a qualified electrician or serviceman if you are in doubt as to whether the product is properly grounded. Do not modify the plug provided with the product - if it will not fit the outlet, have a proper outlet installed by a qualified electrician.

### FCC STATEMENT:

Operation is subject to the following two conditions:

- (1) This device may not cause harmful interference, and
- (2) This device must accept any interference received, including interference that may cause undesired operation.
- (3) Any Changes or modifications not expressly approved by the party responsible for compliance could void the user's authority to operate the equipment.

Note: This equipment has been tested and found to comply with the limits for a Class B digital device, pursuant to part 15 of the FCC Rules. These limits are designed to provide reasonable protection against harmful interference in a residential installation. This equipment generates, uses and can radiate radio frequency energy and, if not installed and used in accordance with the instructions, may cause harmful interference to radio communications. However, there is no guarantee that interference will not occur in a particular installation. If this equipment does cause harmful interference to radio or television reception, which can be determined by turning the equipment off and on, the user is encouraged to try to correct the interference by one or more of the following measures:

- Reorient or relocate the receiving antenna.
- Increase the separation between the equipment and receiver.
- Connect the equipment into an outlet on a circuit different from that to which the receiver is connected.
- Consult the dealer or an experienced radio/TV technician for help.

This device complies with RSS210 of Industry Canada. Cet appareil se conforme à RSS210 de Canada d'Industrie. This device complies with Industry Canada license-exempt RSS standard(s). Operation is subject to the following two conditions: (1) this device may not cause interference, and (2) this device must accept any interference, including interference that may cause undesired operation of the device. appareils radio exempts de licence. Son fonctionnement est sujet aux deux conditions suivantes: (1) le dispositif ne doit pas produire de brouillage préjudiciable, et (2) le dispositif doit accepter tout brouillage reçu, y compris un brouillage susceptible de provoquer un fonctionnement indésirable. Radiation Exposure Statement: The product complies with the Canada portable RF exposure limit set forth for an uncontrolled environment and are safe for intended operation as described in this manual. The further RF exposure reduction can be achieved if the product can be kept as far as possible from the user body or set the device to lower output power if such function is available.

Déclaration d'exposition aux radiations : Le produit est conforme aux limites d'exposition pour les appareils portables RF pour les États-Unis et le Canada établies pour un environnement non contrôlé. Le produit est sûr pour un fonctionnement tel qu'édicté dans ce manuel. La réduction aux expositions RF peut être augmentée si l'appareil peut être conservé aussi loin que possible du corps de l'utilisateur ou que le dispositif est réglé sur la puissance de sortie la plus faible si une telle fonction est disponible.

This Class B digital apparatus complies with Canadian ICES-003.

Cet appareil numérique de la classe B est conforme à la norme NMB-003 du Canada.

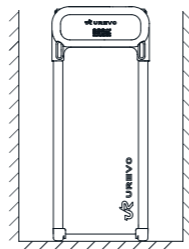
# HOW TO USE

## Safety notice

### Warning!

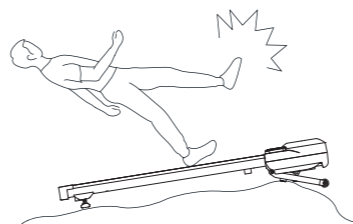
- Assess your health before use; exercise correctly. Stop if unwell and consult a doctor.
- MUST use power cord with comes of package.

Please keep 1.2m side-to-side and 2m front-to-back as shown.



03

Using on uneven ground is prohibited.



04

## Remote Control

**Note: Ensure that the walking treadmill is powered on and the remote control is installed with batteries**

▶	Short press	Start the walking treadmill / Pause the walking treadmill
	Long press	When the walking treadmill stop (all data recover to 0), the screen will display "END".
⬆	Short press	Increase incline level.
⬇	Short press	Decrease incline level.
+	Short press	Increase speed
	Long press	The speed will be increased continuously
-	Short press	Decrease speed
	Long press	The speed will be decreased continuously
MODE	Short press	Customize countdown workout programs (like as: Time; Distance; Calories)
MUTE	Short press	Muted buzzer voices

## LED Display

8.8:8.8 ✎  
SPD DIST TIME KCAL STEP INC

Name	Range	Display
SPD	0.6-4 mph	Displays the speed of walking belt.
DIST	00.00-99.99 Miles	Displays the distance that you have walked or ran.
TIME	00--99.59 minutes	Displays the elapsed time.
KCAL	0-6553 Kcal	Displays the approximate number of calories you have burned.
STEP	0-9999	Displays the steps. (For reference only)
INC	0-9 Level	Displays the incline level of your setting.

05